



Ref: APL/SEC/SHP/2024
Dt : January 6, 2024

BSE Limited,
14th Floor, P.J. Towers,
Dalal Street,
MUMBAI :: 400 001

National Stock Exchange of India Ltd.,
"Exchange Plaza,"
Bandra-Kurla Complex,
Bandra (E), **MUMBAI – 400 051**

(BSE Scrip Code No.502330)

(Symbol – ANDHRAPAP; Series – EQ)

Dear Sirs,

Sub: Shareholding Pattern for the quarter ended December 31, 2023

Pursuant to Regulation 31(1)(b) of SEBI (Listing Obligations and Disclosure Requirements) Regulations, 2015, we send herewith a statement showing Shareholding Pattern of the Company for the quarter ended December 31, 2023.

Please acknowledge the receipt.

Thanking you,

Yours faithfully,
For ANDHRA PAPER LIMITED

BIJAY KUMAR SANKU
COMPANY SECRETARY



Encl: As above.

ANDHRA PAPER LIMITED

(Corporate Identity Number: L21010AP1964PLC001008)

Regd. Office: Rajamahendravaram – 533 105, East Godavari District, India. Tel: +91-883-2471831

Corp. Office: 31, Chowringhee Road, Park Street, Kolkata – 700 016, India. Tel: +91-33-71500500

Website: www.andhrapaper.com; Email: info@andhrapaper.com

An ISO 9001:2015, ISO 14001:2015, ISO 45001:2018 Certified Company

1	Name of Listed Entity: ANDHRA PAPER LIMITED		
2	SCRIP CODE: 502330 (BSE)	Name of the Scrip: ANDHRAPAP(NSE)	
	Class of Security: Equity Shares	QUARTER ENDED: 31/12/2023	
3	Share Holding Pattern Filed under Reg. : 31(1)(b)		
4	Declaration : The Listed entity is required to submit the following declaration to the extent of submission of information:		
	Particulars	Yes *	No *
	1. Whether the Listed Entity has issued any partly paid up shares ?		No
	2. Whether the Listed Entity has issued any Convertible Securities ?		No
	3. Whether the Listed Entity has issued any warrants?		No
	4. Whether the Listed Entity has any shares against which depository receipts are issued ?		No
	5. Whether the Listed Entity has any shares in locked-in ?		No
	6. Whether any shares held by promoters are pledged or otherwise encumbered?		No
	7. Whether Company has equity shares with differential voting rights?		No
	8. Whether the Listed Entity has any significant beneficial owner?		No
	* If the Listed Entity selects the option 'No' for the questions above, the columns for the partly paid up shares, Outstanding Convertible Securities / Warrants, depository receipts, locked-in shares, No.of shares pledged or otherwise encumbered by promoters, equity shares with differential voting rights, significant beneficial owner as applicable, shall not be displayed at the time of dissemination on the Stock Exchange website. Also wherever there is 'No' declared by Listed Entity in above table the values will be considered as 'Zero' by default on submission of the format of holding of specified securities.		
5	The tabular format for disclosure of holding of specified securities as follows:		




Table I - Summary Statement holding of specified securities

Category (I)	Category of Shareholder (II)	No. of shareholders (III)	No. of fully paid up equity shares held (IV)	No. of Partly paid-up equity shares held (V)	No. of shares underlying Depository Receipts (VI)	Total No. of shares held (VII) = (IV+V+VI)	Share-holding as a % of total no. of shares (calculated as per SCRR, 1957) (VIII) As a % of (A+B+C2)	Number of Voting Rights held in each class of securities (IX)				No. of shares Underlying Out-standing convertible securities (including Warrants) (X)	Shareholding, as a % assuming full conversion of convertible securities (as a percentage of diluted share capital) (XI)=(VII) + (X) As a % of (A+B+C2)	Number of Locked in shares (XII)		Number of Shares pledged or otherwise encumbered (XIII)		Number of equity shares held in dematerialized form (XIV)
								No. of Voting Rights			Total as a % of (A+B+C)			No. (a)	As a % of total shares held (b)	No. (a)	As a % of total shared held (b)	
								Class eg:X	Class eg:Y	Total								
(A)	Promoter & Promoter Group	1	2,87,58,400	0	0	2,87,58,400	72.31	2,87,58,400	0	2,87,58,400	72.31	0	72.31	0	0	0	0.00	2,87,58,400
(B)	Public	34,600	1,10,11,639	0	0	1,10,11,639	27.69	1,10,11,639	0	1,10,11,639	27.69	0	27.69	0	0	NA		1,08,40,660
(C)	Non Promoter - Non Public	0	0	0	0	0	0.00	0	0	0	0.00	0	0.00	0	0	NA		0
(C1)	Shares underlying DRs	0	0	0	0	0	0.00	0	0	0	0.00	0	0.00	0	0	NA		0
(C2)	Shares held by Employee Trusts	0	0	0	0	0	0.00	0	0	0	0.00	0	0.00	0	0	NA		0
	Total	34,601	3,97,70,039	0	0	3,97,70,039	100.00	3,97,70,039	0	3,97,70,039	100.00	0	100.00	0	0	0	0.00	3,95,99,060

For Andhra Paper Limited



Bijay Kumar Sanku
Company Secretary


Table II - Statement showing shareholding pattern of the Promoter and Promoter Group

	Category & Name of the Shareholders	Entity type i.e. Promoter or Promoter group entity (except promoter)	No. of share holders (III)	No. of fully paid up equity shares held (IV)	Partly paid-up equity shares held (V)	No. of shares underlying Depository Receipts (VI)	Total No. of shares held (VII = IV+V+VI)	Shareholding % calculated as per SCRR, 1957 As a % of (A+B+C2) (VIII)	Number of Voting Rights held in each class of securities (IX)				No. of shares Underlying Out-standing convertible securities (including Warrants) (X)	Total shareholding as a % assuming full conversion of convertible securities (as a percentage of diluted share capital) (XI)	Number of Locked In shares (XII)		Number of Shares pledged or otherwise encumbered (XIII)		Number of equity shares held in dematerialized form (XIV)
									No. of Voting Rights			Total as a % of Total Voting rights			No. (a)	As a % of total shares held (b)	No. (Not applicable) (a)	As a % of total shared held (b) (Not applicable)	
									Class X	Class Y	Total								
(1)	Indian																		
(a)	Individuals / Hindu undivided Family		0	0	0	0	0	0.00	0	0	0	0.00	0	0.00	0	0	0	0.00	0
(b)	Central Government / State Government(s)		0	0	0	0	0	0.00	0	0	0	0.00	0	0.00	0	0	0	0.00	0
(c)	Financial Institutions / Banks		0	0	0	0	0	0.00	0	0	0	0.00	0	0.00	0	0	0	0.00	0
(d)	Any Other (Specify)		1	2,87,58,400	0	0	2,87,58,400	72.31	2,87,58,400	0	2,87,58,400	72.31	0	72.31	0	0	0	0.00	2,87,58,400
	Bodies Corporate		1	2,87,58,400	0	0	2,87,58,400	72.31	2,87,58,400	0	2,87,58,400	72.31	0	72.31	0	0	0	0.00	2,87,58,400
	West Coast Paper Mills Limited	Promoter	1	2,87,58,400	0	0	2,87,58,400	72.31	2,87,58,400	0	2,87,58,400	72.31	0	72.31	0	0	0	0.00	2,87,58,400
	Sub-Total (A)(1)		1	2,87,58,400	0	0	2,87,58,400	72.31	2,87,58,400	0	2,87,58,400	72.31	0	72.31	0	0	0	0.00	2,87,58,400
(2)	Foreign																		
(a)	Individuals (Non-Resident Individuals/ Foreign Individuals)		0	0	0	0	0	0.00	0	0	0	0.00	0	0.00	0	0	0	0.00	0
(b)	Government		0	0	0	0	0	0.00	0	0	0	0.00	0	0.00	0	0	0	0.00	0
(c)	Institutions		0	0	0	0	0	0.00	0	0	0	0.00	0	0.00	0	0	0	0.00	0
(d)	Foreign Portfolio Investor		0	0	0	0	0	0.00	0	0	0	0.00	0	0.00	0	0	0	0.00	0
(e)	Any Other (Specify)		0	0	0	0	0	0.00	0	0	0	0.00	0	0.00	0	0	0	0.00	0
	Bodies Corporate		0	0	0	0	0	0.00	0	0	0	0.00	0	0.00	0	0	0	0.00	0
	Sub-Total (A)(2)		0	0	0	0	0	0.00	0	0	0	0.00	0	0.00	0	0	0	0.00	0
	Total Shareholding of Promoter and Promoter Group (A) = (A)(1)+(A)(2)		1	2,87,58,400	0	0	2,87,58,400	72.31	2,87,58,400	0	2,87,58,400	72.31	0	72.31	0	0	0	0.00	2,87,58,400
Details of Shares which remain unciamed may be given here along with details such as number of shareholders, outstanding shares held in demat / unclaimed suspense account, voting rights which are frozen etc.																			
Note :																			
(1) PAN would not be displayed on website of Stock Exchange(s)																			
(2) The term "Encumbrance" has the same meaning as assigned under regulation 28(3) of SEBI (Substantial Acquisition of Shares and Takeovers) Regulations, 2011.																			

WEST COAST PAPER MILLS LIMITED

Table III - Statement showing shareholding pattern of the Public Shareholder

	Category & Name of the Shareholder (I)	No. of share holders (III)	No. of fully paid up equity shares held (IV)	Partly paid-up equity shares held (V)	No. of shares underlying Depository Receipts (VI)	Total No. of shares held (VII) = IV+V+VI)	Shareholding % calculated as per SCRR, 1957 As a % of (A+B+C2) (VIII)	Number of Voting Rights held in each class of securities (IX)			No. of shares Underlying Outstanding convertible securities (including Warrants) (X)	Total shareholding as a % assuming full conversion of convertible securities (as a percentage of diluted share capital) (XI)	Number of Locked in shares (XII)		Number of Shares pledged or otherwise encumbered (XIII)		Number of equity shares held in dematerialized form (XIV)	Sub Categorisation of shares (XV)			
								No. of Voting Rights					Total as a % of Total Voting rights	No. (a)	As a % of total shares held (b)	No. (Not applicable) (a)		As a % of total shares held (b) (Not applicable)	Shareholding (No. of shares) under		
								Class X	Class Y	Total									Sub Category-1	Sub Category-2	Sub Category-3
(1)	Institutions (Domestic)																				
(a)	Mutual funds	2	7,32,991	0	0	7,32,991	1.84	7,32,991	0	7,32,991	1.84	0	0	0	0	NA	7,32,991	0	0	0	
	ICICI PRUDENTIAL SMALLCAP FUND	1	5,18,764	0	0	5,18,764	1.30	5,18,764	0	5,18,764	1.30	0	0	0	0	NA	5,18,764				
(b)	Venture Capital Funds	0	0	0	0	0	0.00	0	0	0	0.00	0	0	0	0	NA	0	0	0	0	
(c)	Alternate Investment Funds	1	593	0	0	593	0.00	593	0	593	0.00	0	0	0	0	NA	593	0	0	0	
(d)	Banks	4	430	0	0	430	0.00	430	0	430	0.00	0	0	0	0	NA	100	0	0	0	
(e)	Insurance Companies	2	1,47,601	0	0	1,47,601	0.37	1,47,601	0	1,47,601	0.37	0	0	0	0	NA	1,47,451	0	0	0	
(f)	Provident Funds / Pension Funds	0	0	0	0	0	0.00	0	0	0	0.00	0	0	0	0	NA	0	0	0	0	
(g)	Asset Reconstruction Companies	0	0	0	0	0	0.00	0	0	0	0.00	0	0	0	0	NA	0	0	0	0	
(h)	Sovereign Wealth Funds	0	0	0	0	0	0.00	0	0	0	0.00	0	0	0	0	NA	0	0	0	0	
(i)	NBFCs registered with RBI	0	0	0	0	0	0.00	0	0	0	0.00	0	0	0	0	NA	0	0	0	0	
(j)	Other Financial Institutions	0	0	0	0	0	0.00	0	0	0	0.00	0	0	0	0	NA	0	0	0	0	
(k)	Any Other (Specify)	0	0	0	0	0	0.00	0	0	0	0.00	0	0	0	0	NA	0	0	0	0	
	Sub-Total (B)(1)	9	8,81,615	0	0	8,81,615	2.22	8,81,615	0	8,81,615	2.22	0	0	0	0	NA	8,81,135	0	0	0	
(2)	Institutions (Foreign)																				
(a)	Foreign Direct Investment	0	0	0	0	0	0.00	0	0	0	0.00	0	0	0	0	NA	0	0	0	0	
(b)	Foreign Venture Capital Investors	0	0	0	0	0	0.00	0	0	0	0.00	0	0	0	0	NA	0	0	0	0	
(c)	Sovereign Wealth Funds	0	0	0	0	0	0.00	0	0	0	0.00	0	0	0	0	NA	0	0	0	0	
(d)	Foreign Portfolio Investors Category I	54	10,00,960	0	0	10,00,960	2.52	10,00,960	0	10,00,960	2.52	0	0	0	0	NA	10,00,960	0	0	0	
(e)	Foreign Portfolio Investors Category II	5	40,213	0	0	40,213	0.10	40,213	0	40,213	0.10	0	0	0	0	NA	40,213	0	0	0	
(f)	Overseas Depositories																				
(g)	Any Other (Specify)	2	150	0	0	150	0.00	150	0	150	0	0	0	0	0	NA	0	0	0	0	
	1. Foreign Banks	2	150	0	0	150	0.00	150	0	150	0.00	0	0	0	0	NA	0	0	0	0	
	Sub-Total (B)(2)	61	10,41,323	0	0	10,41,323	2.62	10,41,323	0	10,41,323	2.62	0	0	0	0	NA	10,41,173	0	0	0	
(3)	Central Government / State Government(s)																				
(a)	Central Government / President of India	0	0	0	0	0	0.00	0	0	0	0.00	0	0	0	0	NA	0	0	0	0	
(b)	State Government /Governor	0	0	0	0	0	0.00	0	0	0	0.00	0	0	0	0	NA	0	0	0	0	
(c)	Shareholding by Companies or Bodies Corporate where central / State Government is a Promoter	0	0	0	0	0	0.00	0	0	0	0.00	0	0	0	0	NA	0	0	0	0	
	Sub-Total (B)(3)	0	0	0	0	0	0.00	0	0	0	0.00	0	0	0	0	NA	0	0	0	0	



(4)	Non-Institutions																			
(a)	Associate Companies /Subsidiaries	0	0	0	0	0.00	0	0	0	0.00	0	0.00	0	0	NA	0	0	0	0	
(b)	Directors and their relatives (excluding independent directors and nominee directors)	1	4,000	0	0	4,000	0.01	4,000	0	4,000	0.01	0	0.01	0	0	NA	4,000	0	0	0
(c)	Key Managerial Personnel	0	0	0	0	0.00	0	0	0	0.00	0	0.00	0	0	NA	0	0	0	0	
(d)	Relatives of Promoters (other than immediate relatives of promoters disclosed under 'promoter and Promoter Group' category)	0	0	0	0	0.00	0	0	0	0.00	0	0.00	0	0	NA	0	0	0	0	
(e)	Trusts where any person belonging to 'Promoter and Promoter Group' category)	0	0	0	0	0.00	0	0	0	0.00	0	0.00	0	0	NA	0	0	0	0	
(f)	Investor Education and Protection Fund (IEPF)	1	1,03,881	0	0	1,03,881	0.26	1,03,881	0	1,03,881	0.26	0	0.26	0	0	NA	1,03,881	0	0	0
(g)	Resident Individuals holding nominal share capital up to Rs. 2 lakhs	32,782	51,10,402	0	0	51,10,402	12.85	51,10,402	0	51,10,402	12.85	0	12.85	0	0	NA	49,42,302	0	0	0
(h)	Resident Individuals holding nominal share capital in excess of Rs. 2 lakhs	19	10,54,572	0	0	10,54,572	2.65	10,54,572	0	10,54,572	2.65	0	2.65	0	0	NA	10,54,572	0	0	0
(i)	Non Resident Indians(NRI)	880	2,54,869	0	0	2,54,869	0.64	2,54,869	0	2,54,869	0.64	0	0.64	0	0	NA	2,54,799	0	0	0
(j)	Foreign Nationals	0	0	0	0	0.00	0	0	0	0.00	0	0.00	0	0	NA	0	0	0	0	
(k)	Foreign Companies	0	0	0	0	0.00	0	0	0	0.00	0	0.00	0	0	NA	0	0	0	0	
(l)	Bodies Corporate	226	22,96,952	0	0	22,96,952	5.78	22,96,952	0	22,96,952	5.78	0	5.78	0	0	NA	22,94,774	0	0	0
	Lok Prakashan Ltd	1	11,42,980	0	0	11,42,980	2.87	11,42,980	0	11,42,980	2.87	0	2.87	0	0	NA	11,42,980	0	0	0
	Bright Star Investments Pvt Ltd	1	3,99,296	0	0	3,99,296	1.00	3,99,296	0	3,99,296	1.00	0	1.00	0	0	NA	3,99,296	0	0	0
	CD Equifinance Private Limited	1	4,27,157	0	0	4,27,157	1.07	4,27,157	0	4,27,157	1.07	0	1.07	0	0	NA	4,27,157	0	0	0
(m)	Any Other (Specify)	621	2,64,025	0	0	2,64,025	0.66	2,64,025	0	2,64,025	0.66	1	0	0	0	NA	2,64,024	0	0	0
	a) Clearing Members	4	1,577	0	0	1,577	0.00	1,577	0	1,577	0.00	0	0.00	0	0	NA	1,577	0	0	0
	b) HUF	613	2,48,822	0	0	2,48,822	0.63	2,48,822	0	2,48,822	0.63	0	0.63	0	0	NA	2,48,821	0	0	0
	c) Trusts	3	13,600	0	0	13,600	0.03	13,600	0	13,600	0.03	0	0.03	0	0	NA	13,600	0	0	0
	d) Unclaimed Suspense Account	1	26	0	0	26	0.00	26	0	26	0.00	0	0.00	0	0	NA	26	0	0	0
	Sub-Total (B4)	34,530	90,88,701	0	0	90,88,701	22.85	90,88,701	0	90,88,701	22.85	0	22.85	0	0		89,18,352	0	0	0
	Total Public Shareholding (B) = (B)(1)+(B)(2)+(B)(3)+(B)(4)	34,600	1,10,11,639	0	0	1,10,11,639	27.69	1,10,11,639	0	1,10,11,639	27.69	0	27.69	0	0	NA	1,08,40,660	0	0	0

Details of the Shareholders acting as persons in concert Including their shareholding (No. and %)

NIL

Details of Shares which remain unclaimed may be given here along with details such as number of shareholders, outstanding shares held in demat / unclaimed suspense account, voting rights which are frozen etc. Aggregate number of shareholders (2) and outstanding shares (26 shares) lying in the Unclaimed Shares Demat Suspense Account.





Table IV - Statement showing shareholding pattern of the Non Promoter - Non Public Shareholder

	Category & Name of the Shareholder (I)	No. of share holders (III)	No. of fully paid up equity shares held (IV)	Partly paid-up equity shares held (V)	No. of shares underlying Depository Receipts (VI)	Total No. of shares held (VII = IV+V+VI)	Shareholding % calculated as per SCRR, 1957 As a % of (A+B+C2) (VIII)	Number of Voting Rights held in each class of securities (IX)				No. of shares Underlying Outstanding convertible securities (including Warrants) (X)	Total shareholding as a % assuming full conversion of convertible securities (as a percentage of diluted share capital) (XI)	Number of Locked in shares (XII)		Number of Shares pledged or otherwise encumbered		Number of equity shares held in dematerialized form (XIV) (Not applicable)	
								No. of Voting Rights			Total as a % of Total Voting rights			No. (a)	As a % of total shares held (b)	No. (Not applicable) (a)	As a % of total shares held (b)		
								Class X	Class Y	Total									
(1)	Custodian / DR Holder	0	0	0	0	0	0	0	0	0	0	0	0	0	0	0	0	NA	0
(a)	Name of DR Holder (if available)																		
(i)	abc..																		
(ii)	efg..																		
(2)	Employee Benefit Trust / Employee Welfare Trust under SEBI(Share based Employee Benefits and Sweat Equity) Regulations, 2021)	0	0	0	0	0	0	0	0	0	0	0	0	0	0	0	0	NA	0
(a)	Name (abc...																		
	Total Non-Promoter-Non Public shareholding (C) = (C)(1)+(C)(2)	0	0	0	0	0	0	0	0	0	0	0	0	0	0	0	0	NA	0
<p>Note :</p> <p>(1) PAN would not be displayed on website of Stock Exchange(s)</p> <p>(2) The above format needs to disclosed along with names of the shareholders holding 1% or more than 1% of shares of the listed entity. Column no. (XIII) is not applicable in the format.</p> <p>(3) W.r.t the information pertaining to Depository Receipts, the same may be disclosed in the respective columns to the extent information available.</p>																			


 ANDHRA PAPER LIMITED

Annexure B

Table VI - Statement showing foreign ownership limits

	Board approved limits	Limits utilized
As on Shareholding date i.e. 31-12-2023	100	2.98
As on the end of Previous 1st quarter	100	3.07
As on the end of Previous 2nd quarter	100	2.43
As on the end of Previous 3rd quarter	100	1.65
As on the end of Previous 4th quarter	100	1.30

Notes:

1) "Approved Limits (%)" means the limit approved by Board of Directors/ Shareholders of the Listed entity. In case the listed entity has no Board approved limit, provide the details of sectoral/statutory cap prescribed by Government/ Regulatory Authorities.

2) Details of Foreign ownership includes foreign ownership/investments as specified in Rule 2 (S) of the Foreign Exchange Management (Non-debt Instruments) Rules, 2019, made under the Foreign Exchange Management Act, 1999.

