

IPAPPM/SEC/SHP/17

Dt. October 9, 2017

Department of Corporate Services  
BSE Limited  
14<sup>th</sup> Floor, P.J. Towers,  
Dalal Street,  
MUMBAI :: 400 001

Listing Department,  
National Stock Exchange of India Ltd.  
"Exchange Plaza",  
Bandra-Kurla Complex,  
Bandra (E), MUMBAI :: 400 051

**BSE Scrip Code No.502330**

**(Symbol – IPAPPM; Series – EQ)**


Dear Sirs,

Pursuant to Regulation 31(1)(b) of SEBI (Listing Obligations and Disclosure Requirements) Regulations, 2015, we send herewith a statement showing Shareholding Pattern of the Company for the quarter ended September 30, 2017.


Please acknowledge the receipt.

Thanking you,

Yours faithfully,  
For INTERNATIONAL PAPER APPM LIMITED



**C. PRABHAKAR**  
**SR. VICE PRESIDENT (CORPORATE AFFAIRS) &**  
**COMPANY SECRETARY**



**INTERNATIONAL PAPER APPM LIMITED**

(Formerly known as The Andhra Pradesh Paper Mills Limited)

(Corporate Identity Number: L21010AP1964PLC001008)

Corp. Office: Krishe Sapphire Building, 8<sup>th</sup> Floor, 1-89/3/B40 to 42/KS/801,  
Hi-tech City Main Road, Madhapur, Hyderabad – 500 081, India.

Tel : +91-40-3312 1000 Fax: +91-40-3312 1010 website: www.ipappm.com

Regd. Office: Rajahmundry – 533 105, East Godavari Dist., Andhra Pradesh, India.

An ISO 9001, ISO 14001 and OHSAS 18001 Certified Company

|   |   |                                       |             |
|---|---|---------------------------------------|-------------|
| 1 | <b>Name of Listed Entity: INTERNATIONAL PAPER APPM LIMITED</b><br>(Formerly known as THE ANDHRA PRADESH PAPER MILLS LIMITED)  |                                       |             |
| 2 | <b>SCRIP CODE: 502330 (BSE)</b>   | <b>Name of the Scrip: IPAPPM(NSE)</b> |             |
|   | <b>Class of Security: Equity Shares</b>   | <b>QUARTER ENDED: 30/09/2017</b>      |             |
| 3 | <b>Share Holding Pattern Filed under Reg. : 31(1)(b)</b>  |                                       |             |
| 4 | <b>Declaration : The Listed entity is required to submit the following declaration to the extent of submission of information:</b>  |                                       |             |
|   | <b>Particulars</b>  | <b>Yes *</b>                          | <b>No *</b> |
|   | 1. Whether the Listed Entity has issued any partly paid up shares ?   |                                       | No          |
|   | 2. Whether the Listed Entity has issued any Convertible Securities or Warrants ?  |                                       | No          |
|   | 3. Whether the Listed Entity has any shares against which depository receipts are issued ?  |                                       | No          |
|   | 4. Whether the Listed Entity has any shares in locked-in ?  |                                       | No          |
|   | 5. Whether any shares held by promoters are pledge or otherwise encumbered?   |                                       | No          |
|   | * If the Listed Entity selects the option 'No' for the questions above, the columns for the partly paid up shares, Outstanding Convertible Securities / Warrants, depository receipts, locked-in shares, No.of shares pledged or otherwise encumbered by promoters, as applicable, shall not be displayed at the time of dissemination on the Stock Exchange website. Also wherever there is 'No' declared by Listed Entity in above table the values will be considered as 'Zero' by default on submission of the format of holding of specified securities. |                                       |             |
| 5 | <b>The tabular format for disclosure of holding of specified securities as follows:</b>   |                                       |             |




Table I - Summary Statement holding of specified securities

| Category (I) | Category of Shareholder (II)   | No. of shareholders (III) | No. of fully paid up equity shares held (IV) | No. of Partly paid-up equity shares held (V) | No. of shares underlying Depository Receipts (VI) | Total No. of shares held (VII) = (IV+V+VI) | Shareholding as a % of total no. of shares (calculated as per SCRR, 1957) (VIII) As a % of (A+B+C2) | Number of Voting Rights held in each class of securities (IX) |            |                 |                         | No. of shares Underlying Outstanding convertible securities (including Warrants) (X) | Shareholding, as a % assuming full conversion of convertible securities (as a percentage of diluted share capital) (XI)=(VII) + (X) As a % of (A+B+C2) | Number of Locked in shares (XII) |                                 | Number of Shares pledged or otherwise encumbered (XIII) |                                 | Number of equity shares held in dematerialized form (XIV) |
|--------------|--------------------------------|---------------------------|--|--|---|--|---|---|------------|-----------------|-------------------------|--|--|----------------------------------|---------------------------------|---|---------------------------------|---|
|              |                                |                           |  |  |   |  |   | No. of Voting Rights  |            |                 | Total as a % of (A+B+C) |  |  | No. (a)                          | As a % of total shares held (b) | No. (a)   | As a % of total shares held (b) |   |
|              |                                |                           |  |  |   |  |   | Class eg:X  | Class eg:Y | Total           |                         |  |  |                                  |                                 |   |                                 |   |
| (A)          | Promoter & Promoter Group      | 2                         | 29827529                                     | 0  | 0   | 29827529                                   | 75.00   | 29827529  | 0          | 29827529        | 75.00                   | 0  | 0  | 0                                | 0                               | 0   | 0                               | 29827529  |
| (B)          | Public                         | 13581                     | 9942510                                      | 0  | 0   | 9942510                                    | 25.00   | 9942389   | 0          | 9942510         | 25.00                   | 0  | 0  | 0                                | 0                               | NA  | NA                              | 9615012   |
| (C)          | Non Promoter - Non Public      | 0                         | 0  | 0  | 0   | 0  | 0.00  | 0   | 0          | 0               | 0.00                    | 0  | 0  | 0                                | 0                               | NA  | NA                              | 0   |
| (C1)         | Shares underlying DRs          | 0                         | 0  | 0  | 0   | 0  | 0.00  | 0   | 0          | 0               | 0.00                    | 0  | 0  | 0                                | 0                               | NA  | NA                              | 0   |
| (C2)         | Shares held by Employee Trusts | 0                         | 0  | 0  | 0   | 0  | 0.00  | 0   | 0          | 0               | 0.00                    | 0  | 0  | 0                                | 0                               | NA  | NA                              | 0   |
|              | <b>Total</b>                   | <b>13583</b>              | <b>39770039</b>                              | <b>0</b>                                     | <b>0</b>  | <b>39770039</b>                            | <b>100.00</b>   | <b>39769918</b>   | <b>0</b>   | <b>39770039</b> | <b>100.00</b>           | <b>0</b>   | <b>0</b>   | <b>0</b>                         | <b>0</b>                        | <b>0</b>  | <b>0</b>                        | <b>39442541</b>   |



Table II - Statement showing shareholding pattern of the Promoter and Promoter Group

| Category & Name of the Shareholder (I)   | PAN (II)   | No. of share holders (III) | No. of fully paid up equity shares held (IV) | Partly paid up equity shares held (V) | No. of shares underlying Depository Receipts (VI) | Total No. of shares held (VII = IV+V+VI) | Shareholding % calculated as per SCRR, 1957 As a % of (A+B+C2) (VIII) | Number of Voting Rights held in each class of securities (IX) |         |          |                                     | No. of shares Underlying Outstanding convertible securities (including Warrants) (X) | Shareholding as a % assuming full conversion of convertible securities (as a percentage of diluted share capital) (XI)=(VII) + (X) as a % of (A+B+C2) | Number of Locked in shares (XII) |                                 | Number of Shares pledged or otherwise encumbered (XIII) |                                 | Number of equity shares held in dematerialized form (XIV) |          |
|--|------------|----------------------------|--|---------------------------------------|---|--|---|---|---------|----------|-------------------------------------|--|---|----------------------------------|---------------------------------|---|---------------------------------|---|----------|
|  |            |                            |  |                                       |   |  |   | No. of Voting Rights  |         |          | Total as a % of Total Voting rights |  |   | No. (a)                          | As a % of total shares held (b) | No. (a)   | As a % of total shared held (b) |   |          |
|  |            |                            |  |                                       |   |  |   | Class X   | Class Y | Total    |                                     |  |   |                                  |                                 |   |                                 |   |          |
| (1) Indian   |            |                            |  |                                       |   |  |   |   |         |          |                                     |  |   |                                  |                                 |   |                                 |   |          |
| (a) Individuals / Hindu undivided Family   |            | 0                          | 0  | 0                                     | 0   | 0  | 0.00  | 0   | 0       | 0        | 0.00                                | 0  | 0.00  | 0                                | 0                               | 0   | 0                               | 0   | 0        |
| (b) Central Government / State   |            | 0                          | 0  | 0                                     | 0   | 0  | 0.00  | 0   | 0       | 0        | 0.00                                | 0  | 0.00  | 0                                | 0                               | 0   | 0                               | 0   | 0        |
| (c) Financial Institutions / Banks   |            | 0                          | 0  | 0                                     | 0   | 0  | 0.00  | 0   | 0       | 0        | 0.00                                | 0  | 0.00  | 0                                | 0                               | 0   | 0                               | 0   | 0        |
| (d) Any Other (Specify)  |            | 0                          | 0  | 0                                     | 0   | 0  | 0.00  | 0   | 0       | 0        | 0.00                                | 0  | 0.00  | 0                                | 0                               | 0   | 0                               | 0   | 0        |
| Sub-Total (A)(1)   |            | 0                          | 0  | 0                                     | 0   | 0  | 0.00  | 0   | 0       | 0        | 0.00                                | 0  | 0.00  | 0                                | 0                               | 0   | 0                               | 0   | 0        |
| (2) Foreign  |            |                            |  |                                       |   |  |   |   |         |          |                                     |  |   |                                  |                                 |   |                                 |   |          |
| (a) Individuals (Non-Resident Individuals/ Foreign Individuals)  |            | 0                          | 0  | 0                                     | 0   | 0  | 0.00  | 0   | 0       | 0        | 0.00                                | 0  | 0.00  | 0                                | 0                               | 0   | 0                               | 0   | 0        |
| (b) Government   |            | 0                          | 0  | 0                                     | 0   | 0  | 0.00  | 0   | 0       | 0        | 0.00                                | 0  | 0.00  | 0                                | 0                               | 0   | 0                               | 0   | 0        |
| (c) Institutions   |            | 0                          | 0  | 0                                     | 0   | 0  | 0.00  | 0   | 0       | 0        | 0.00                                | 0  | 0.00  | 0                                | 0                               | 0   | 0                               | 0   | 0        |
| (d) Foreign Portfolio Investor   |            | 0                          | 0  | 0                                     | 0   | 0  | 0.00  | 0   | 0       | 0        | 0.00                                | 0  | 0.00  | 0                                | 0                               | 0   | 0                               | 0   | 0        |
| (e) Any Other (Specify)  |            | 2                          | 29827529                                     | 0                                     | 0   | 29827529                                 | 75.00   | 29827529  | 0       | 29827529 | 75.00                               | 0  | 75.00   | 0                                | 0                               | 0   | 0                               | 0   | 29827529 |
| Bodies Corporate   |            | 2                          | 29827529                                     | 0                                     | 0   | 29827529                                 | 75.00   | 29827529  | 0       | 29827529 | 75.00                               | 0  | 75.00   | 0                                | 0                               | 0   | 0                               | 0   | 29827529 |
| Intenational Paper Investments (Luxembourg) s.a.r.l.   | AADCI156SQ | 1                          | 21856033                                     | 0                                     | 0   | 21856033                                 | 54.96   | 21856033  | 0       | 21856033 | 54.96                               |  | 54.96   | 0                                | 0                               | 0   | 0                               | 0   | 21856033 |
| IP International Holdings Inc  | AADCI6517N | 1                          | 7971496                                      | 0                                     | 0   | 7971496                                  | 20.04   | 7971496   | 0       | 7971496  | 20.04                               | 0  | 20.04   | 0                                | 0                               | 0   | 0                               | 0   | 7971496  |
| Sub-Total (A)(2)   |            | 2                          | 29827529                                     | 0                                     | 0   | 29827529                                 | 75.00   | 29827529  | 0       | 29827529 | 75.00                               | 0  | 75.00   | 0                                | 0                               | 0   | 0                               | 0   | 29827529 |
| Total Shareholding of Promoter and Promoter Group (A) = (A)(1)+(A)(2)  |            | 2                          | 29827529                                     | 0                                     | 0   | 29827529                                 | 75.00   | 29827529  | 0       | 29827529 | 75.00                               | 0  | 75.00   | 0                                | 0                               | 0   | 0                               | 0   | 29827529 |
| Details of Shares which remain unclaimed may be given here along with details such as number of shareholders, outstanding shares held in demat / unclaimed suspense account, voting rights which are frozen etc.   |            |                            |  |                                       |   |  |   |   |         |          |                                     |  |   |                                  |                                 |   |                                 |   |          |
| <p>Note :</p> <p>(1) PAN would not be displayed on website of Stock Exchange(s)</p> <p>(2) The term "Encumbrance" has the same meaning as assigned under regulation 28(3) of SEBI (Substantial Acquisition of Shares and Takeovers) Regulations, 2011.</p> |            |                            |  |                                       |   |  |   |   |         |          |                                     |  |   |                                  |                                 |   |                                 |   |          |





Table III - Statement showing shareholding pattern of the Public Shareholder

|     | Category & Name of the Shareholder (I)   | PAN (II)   | No. of shareholders (III) | No. of fully paid up equity shares held (IV) | Total No. of shares held (VII = IV+V+VI) | Shareholding % calculated as per SCRR, 1957 As a % of (A+B+C2) (VIII) | Number of Voting Rights held in each class of |          |                | Total as a % of Total Voting rights | Total shareholding as a % assuming full conversion of convertible securities (as a percentage of | Number of As a % of total shares held (b) (Not applicable) | Number of equity shares held in dematerialized form (XIV) |
|-----|--|------------|---------------------------|--|--|---|---|----------|----------------|-------------------------------------|--|--|---|
|     |  |            |                           |  |  |   | No. of Voting Rights                          |          |                |                                     |  |  |   |
|     |  |            |                           |  |  |   | Class X                                       | Class Y  | Total          |                                     |  |  |   |
| (1) | Institutions   |            |                           |  |  |   |   |          |                |                                     |  | NA   |   |
| (a) | Mutual funds   |            | 2                         | 200  | 200                                      | 0.00  | 200   | 0        | 200            | 0.00                                | 0.00   | NA   | 0   |
| (b) | Venture Capital Funds  |            | 0                         | 0  | 0  | 0.00  | 0   | 0        | 0              | 0.00                                | 0.00   | NA   | 0   |
| (c) | Alternate Investment Funds   |            | 0                         | 0  | 0  | 0.00  | 0   | 0        | 0              | 0.00                                | 0.00   | NA   | 0   |
| (d) | Foreign Venture Capital Investors  |            | 0                         | 0  | 0  | 0.00  | 0   | 0        | 0              | 0.00                                | 0.00   | NA   | 0   |
| (e) | Foreign Portfolio Investors  |            | 13                        | 204053                                       | 204053                                   | 0.51  | 204053  | 0        | 204053         | 0.51                                | 0.51   | NA   | 204053  |
| (f) | Financial Institutions /Banks  |            | 9                         | 89587  | 89587                                    | 0.23  | 89587   | 0        | 89587          | 0.23                                | 0.23   | NA   | 87907   |
| (g) | Insurance Companies  |            | 5                         | 1069221                                      | 1069221                                  | 2.69  | 1069221                                       | 0        | 1069221        | 2.69                                | 2.69   | NA   | 1069021   |
|     | The Oriental Insurance Company Limited   | AAACT0627R | 1                         | 684706                                       | 684706                                   | 1.72  | 684756  | 0        | 684756         | 1.72                                | 1.72   | NA   | 684706  |
| (h) | Provident Funds / Pension Funds  |            | 0                         | 0  | 0  | 0.00  | 0   | 0        | 0              | 0.00                                | 0.00   | NA   | 0   |
| (i) | Any Other (Specify)  |            | 2                         | 150  | 150                                      | 0.00  | 150   | 0        | 150            | 0.00                                | 0.00   | NA   | 0   |
|     | 1. Foreign Banks   |            | 2                         | 150  | 150                                      | 0.00  | 150   | 0        | 150            | 0.00                                | 0.00   | NA   | 0   |
|     | <b>Sub-Total (B)(1)</b>  |            | <b>31</b>                 | <b>1363211</b>                               | <b>1363211</b>                           | <b>3.43</b>   | <b>1363211</b>                                | <b>0</b> | <b>1363211</b> | <b>3.43</b>                         | <b>3.43</b>  | <b>NA</b>  | <b>1360981</b>  |
| (2) | Central Government / State Government(s) / President of India                      |            | 0                         | 0  | 0  | 0.00  | 0   | 0        | 0              | 0.00                                | 0.00   | NA   | 0   |
|     | <b>Sub-Total (B)(2)</b>  |            | <b>0</b>                  | <b>0</b>                                     | <b>0</b>                                 | <b>0.00</b>   | <b>0</b>                                      | <b>0</b> | <b>0</b>       | <b>0.00</b>                         | <b>0.00</b>  | <b>NA</b>  | <b>0</b>  |
| (3) | Non-Institutions   |            |                           |  |  |   |   |          |                |                                     |  | NA   |   |
| (a) | Individuals  |            | 12938                     | 6995832                                      | 6995832                                  | 17.59   | 6995832                                       | 0        | 6995832        | 17.59                               | 17.59  | NA   | 6674375   |
|     | i. Individual shareholders holding nominal share capital up to Rs. 2 lakhs         |            | 12917                     | 3589603                                      | 3589603                                  | 9.03  | 3589603                                       | 0        | 3589603        | 9.03                                | 9.03   | NA   | 3268146   |
|     | ii. Individual shareholders holding nominal share capital in excess of Rs. 2 lakhs |            | 21                        | 3406229                                      | 3406229                                  | 8.56  | 3406229                                       | 0        | 3406229        | 8.56                                | 8.56   | NA   | 3406229   |
|     | a. DILIPKUMAR LAKHI  | AABPL9618G | 1                         | 1389852                                      | 1389852                                  | 3.49  | 1389852                                       | 0        | 1389852        | 3.49                                | 3.49   |  | 1389852   |



|  |                            |   |              |                |                |              |                |          |                |              |              |           |                |
|--|----------------------------|---|--------------|----------------|----------------|--------------|----------------|----------|----------------|--------------|--------------|-----------|----------------|
|  | b. CHIRAG DILIPKUMAR LAKHI | AAAPL4147R  | 1            | 609916         | 609916         | 1.53         | 609916         | 0        | 609916         | 1.53         | 1.53         |           | 609916         |
|  | c. MANISH LAKHI            | AAAPL4145P  | 1            | 463752         | 463752         | 1.17         | 463752         | 0        | 463752         | 1.17         | 1.17         |           | 463752         |
|  | (b)                        | NBFCs registered with RBI                                   | 6            | 73700          | 73700          | 0.19         | 73700          | 0        | 73700          | 0.19         | 0.19         | NA        | 73700          |
|  | (c)                        | Employee Trusts   | 0            | 0              | 0              | 0.00         | 0              | 0        | 0              | 0.00         | 0.00         | NA        | 0              |
|  | (d)                        | Overseas Depositories (holding DRs) (balancing figure)      | 0            | 0              | 0              | 0.00         | 0              | 0        | 0              | 0.00         | 0.00         | NA        | 0              |
|  | (e)                        | Any Other (Specify)   | 606          | 1509767        | 1509767        | 3.80         | 1509646        | 0        | 1509767        | 3.80         | 3.80         | NA        | 1505956        |
|  |                            | Bodies Corporate  | 422          | 1382263        | 1382263        | 3.48         | 1382263        | 0        | 1382263        | 3.48         | 3.48         | NA        | 1378673        |
|  |                            | Clearing Member   | 35           | 7150           | 7150           | 0.02         | 7150           | 0        | 7150           | 0.02         | 0.02         | NA        | 7150           |
|  |                            | Foreign Nationals   | 1            | 4000           | 4000           | 0.01         | 4000           | 0        | 4000           | 0.01         | 0.01         | NA        | 4000           |
|  |                            | Non Resident Indians  | 83           | 60094          | 60094          | 0.15         | 60094          | 0        | 60094          | 0.15         | 0.15         | NA        | 59873          |
|  |                            | Non Resident Indians Non Repatriable                        | 60           | 38206          | 38206          | 0.10         | 38206          | 0        | 38206          | 0.10         | 0.10         | NA        | 38206          |
|  |                            | Trusts  | 4            | 17933          | 17933          | 0.05         | 17933          | 0        | 17933          | 0.05         | 0.05         | NA        | 17933          |
|  |                            | Unclaimed Suspense Account                                  | 1            | 121            | 121            | 0.00         | 121            | 0        | 121            | 0.00         | 0.00         | NA        | 121            |
|  |                            | <b>Sub-Total (B)(3)</b>                                     | <b>13550</b> | <b>8579299</b> | <b>8579299</b> | <b>21.57</b> | <b>8579178</b> | <b>0</b> | <b>8579299</b> | <b>21.57</b> | <b>21.57</b> | <b>NA</b> | <b>8254031</b> |
|  |                            | <b>Total Public Shareholding (B) = (B)(1)+(B)(2)+(B)(3)</b> | <b>13581</b> | <b>9942510</b> | <b>9942510</b> | <b>25.00</b> | <b>9942389</b> | <b>0</b> | <b>9942510</b> | <b>25.00</b> | <b>25.00</b> | <b>NA</b> | <b>9615012</b> |
| <p>Details of the Shareholders acting as persons in concert including their shareholding (No. and %)</p> <ol style="list-style-type: none"> <li>IN300159 10026342 Dilipkumar Lakhi Jt. Karuna Lakhí - 1389852 (3.49%)</li> <li>IN300159 10614573 Chirag Dilipkumar Lakhi Jt. Dilipkumar Vishindas Lakhi - 609916 (1.53%)</li> <li>IN300159 10026414 Manish Lakhi Jt. Girdharilal Lakhi - 463752 (1.17%)</li> <li>IN300159 11219303 Ritesh Girdharilal Lakhi Jt. Girdharilal Vishindas Lakhi - 99198 (0.25%)</li> <li>IN300159 10026406 Girdharilal V Lakhi Jt. Vandana G Lakhi - 5496 (0.01%)</li> </ol> |                            |   |              |                |                |              |                |          |                |              |              |           |                |
| <p>Details of Shares which remain unclaimed may be given here along with details such as number of shareholders, outstanding shares held in demat / unclaimed suspense account, voting rights which are frozen etc.</p> <p><b>Aggregate number of shareholders (5) and outstanding shares (121 shares) lying in the Unclaimed Shares Demat Suspense Account.</b></p>   |                            |   |              |                |                |              |                |          |                |              |              |           |                |
| <p>Note :</p> <p>(1) PAN would not be displayed on website of Stock Exchange(s)</p> <p>(2) The above format needs to be disclosed along with the name of following persons:<br/>Institutions / Non Institutions holding more than 1% of total number of shares.</p> <p>(3) W.r.t the information pertaining to Depository Receipts, the same may be disclosed in the respective columns to the extent information available and the balance to be discharged as held by custodian.</p>   |                            |   |              |                |                |              |                |          |                |              |              |           |                |




Table IV - Statement showing shareholding pattern of the Non Promoter - Non Public Shareholder

|  | Category & Name of the Shareholder (i)  | PAN (ii) | No. of share holders (iii) | No. of fully paid up equity shares held (iv) | Partly paid-up equity shares held (v) | No. of shares underlying Depository Receipts (vi) | Total No. of shares held (vii = iv+v+vi) | Shareholding % calculated as per SCRR, 1957 As a % of (A+B+C2) (viii) | Number of Voting Rights held in each class of securities (ix) |         |       |                                     | No. of shares Underlying Outstanding convertible securities (including Warrants) (x) | Total shareholding as a % assuming full conversion of convertible securities (as a percentage of diluted share capital) (xi) | Number of Locked in shares (xii) |                                 | Number of Shares pledged or otherwise encumbered (xiii) |                                 | Number of equity shares held in dematerialized form (xiv) (Not applicable) |
|--|---|----------|----------------------------|--|---------------------------------------|---|--|---|---|---------|-------|-------------------------------------|--|--|----------------------------------|---------------------------------|---|---------------------------------|--|
|  |   |          |                            |  |                                       |   |  |   | No. of Voting Rights  |         |       | Total as a % of Total Voting rights |  |  | No. (a)                          | As a % of total shares held (b) | No. (Not applicable) (a)                                | As a % of total shares held (b) |  |
|  |   |          |                            |  |                                       |   |  |   | Class X   | Class Y | Total |                                     |  |  |                                  |                                 |   |                                 |  |
| (1)  | Custodian / DR Holder   |          | 0                          | 0  | 0                                     | 0   | 0  | 0   | 0   | 0       | 0     | 0                                   | 0  | 0  | 0                                | 0                               | 0   | 0                               | 0  |
| (a)  | Name of DR Holder (if available)  |          |                            |  |                                       |   |  |   |   |         |       |                                     |  |  |                                  |                                 |   |                                 |  |
| (i)  | abc...  |          |                            |  |                                       |   |  |   |   |         |       |                                     |  |  |                                  |                                 |   |                                 |  |
| (ii)   | efg...  |          |                            |  |                                       |   |  |   |   |         |       |                                     |  |  |                                  |                                 |   |                                 |  |
| (2)  | Employee Benefit Trust (under SEBI(Share based Employee Benefit) Regulations, 2014) |          | 0                          | 0  | 0                                     | 0   | 0  | 0   | 0   | 0       | 0     | 0                                   | 0  | 0  | 0                                | 0                               | 0   | 0                               | 0  |
| (a)  | Name (abc...  |          |                            |  |                                       |   |  |   |   |         |       |                                     |  |  |                                  |                                 |   |                                 |  |
|  | Total Non-Promoter-Non Public shareholding (C) = (C)(1)+(C)(2)                      |          | 0                          | 0  | 0                                     | 0   | 0  | 0   | 0   | 0       | 0     | 0                                   | 0  | 0  | 0                                | 0                               | 0   | 0                               | 0  |
| <p>Note :</p> <p>(1) PAN would not be displayed on website of Stock Exchange(s)</p> <p>(2) The above format needs to disclose name of all holders holding more than 1% of total number of shares.</p> <p>(3) W.r.t the information pertaining to Depository Receipts, the same may be disclosed in the respective columns to the extent information available.</p> |   |          |                            |  |                                       |   |  |   |   |         |       |                                     |  |  |                                  |                                 |   |                                 |  |

